

Welcome.

Let us help you find your way.

This map is designed to help you find the departments and services you need during the construction of our new addition. There are signs throughout the hospital to guide you, and please don't hesitate to ask for directions should you need them. The addition will incorporate a new, state-of-the-art Emergency Department that doubles our current capacity, additional private inpatient rooms, physicians' offices and more. Thank you for your patience, while we add to our capacity to provide you with "excellence in care and caring."

Important Phone Numbers:

EMERGENCY 24 HOUR: 203 694 8911
MAIN NUMBER: 203 694 8200
PHYSICIAN REFERRAL: 1 866 MMC 5678

Visiting Hours:

ALL AREAS:

9:00 a.m.- 8:00 p.m.

CRITICAL CARE UNIT:

9:00 a.m.- 8:00 p.m.

No visitors from 6:30 a.m.- 7:30 a.m.
and 6:30 p.m.- 7:30 p.m.

FAMILY BIRTHING CENTER:

9:00 a.m.- 2:00 p.m.

5:00 p.m.- 8:00 p.m.

No visitors from 2:00 p.m.- 5:00 p.m.

IN-PATIENT BEHAVIORAL HEALTH:

M-F: 12:00 p.m.- 1:00 p.m.

and 5:00 p.m.- 6:00 p.m.

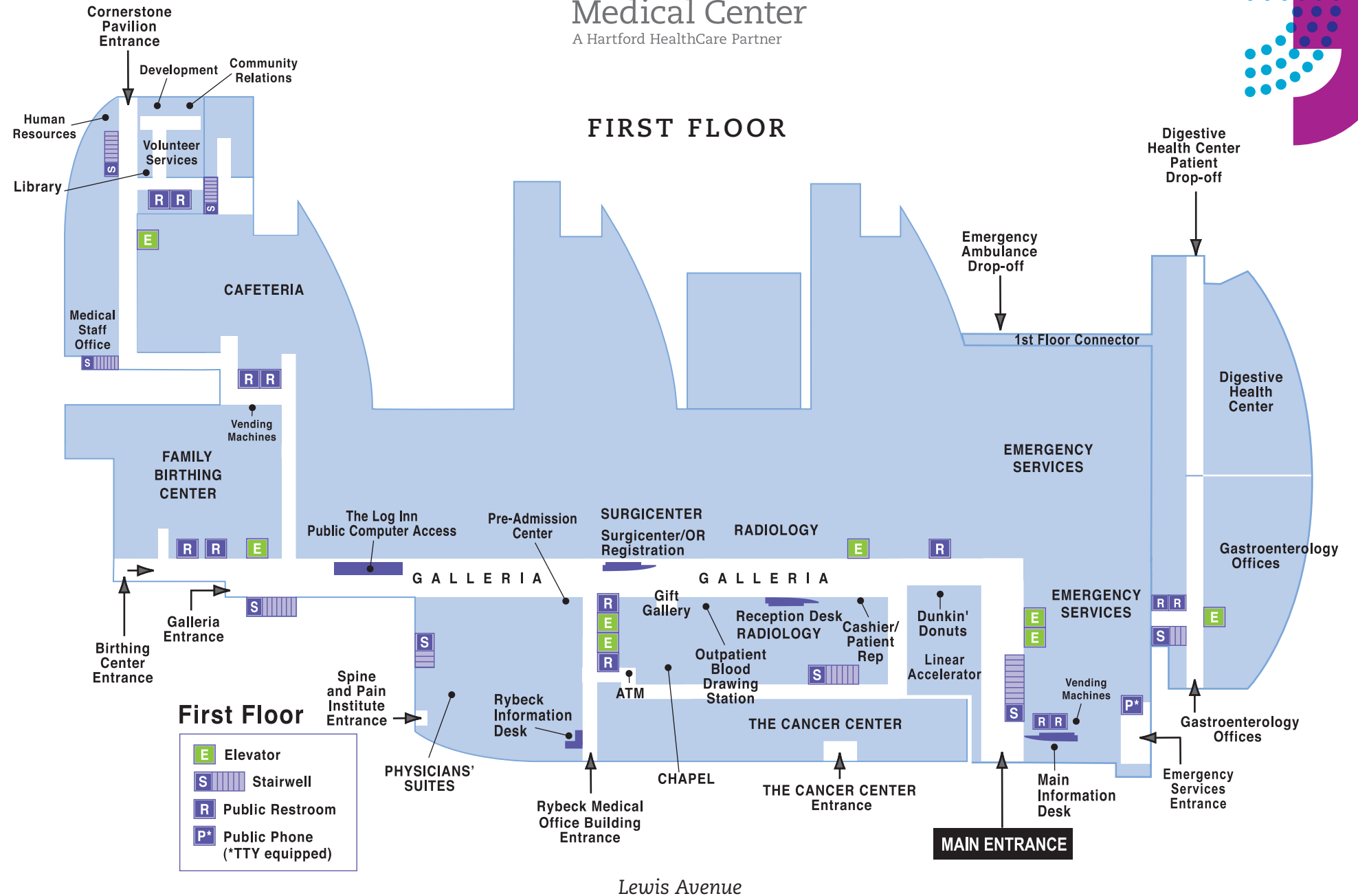

WEEKEND/HOLIDAY: 2:00 p.m.- 5:00 p.m.

CAFETERIA HOURS:

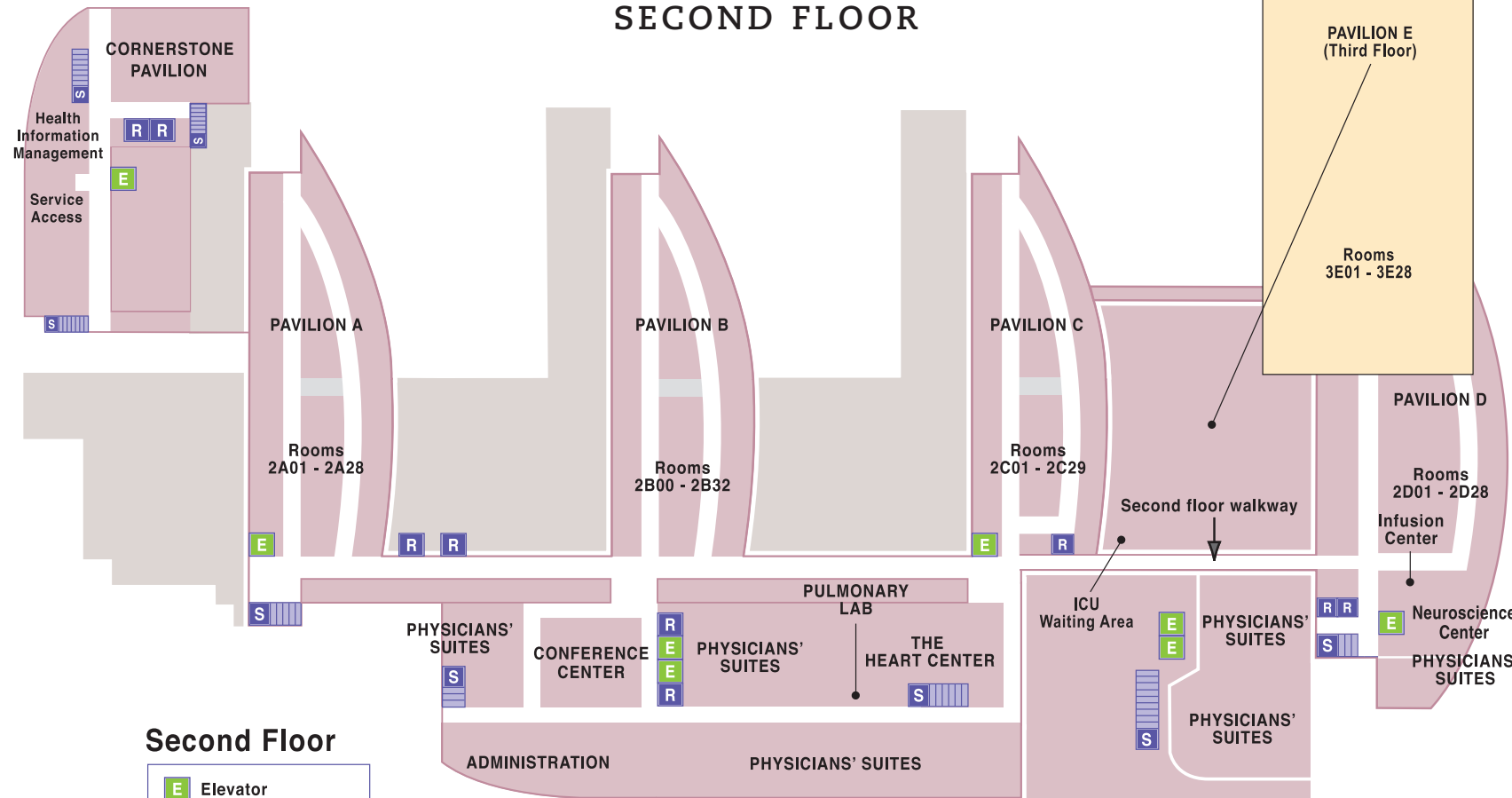
7:30 a.m.-10 a.m.

11:15 a.m.-1:30 p.m.

4:30 p.m.- 6:30 p.m.



SECOND FLOOR



Second Floor

E	Elevator
S	Stairwell
R	Public Restroom

Lewis Avenue

Directions to MidState Medical Center:

FROM INTERSTATE 91S:

91S to Exit 18, (I-691-West); Travel I-691 West to Exit 6 (Lewis Ave.); At end of exit ramp, take left to Main Entrance on right

FROM INTERSTATE 91N:

91N to Exit 17, (I-691-West); Travel I-691 West to Exit 6 (Lewis Ave.); At end of exit ramp, take left to Main Entrance on right

FROM INTERSTATE 84E:

84E to Exit 27, (I-691-East); Travel I-691 East to Exit 5 (Chamberlain Hwy.); At end of exit ramp, left onto Chamberlain Hwy. to third traffic light; Right at traffic light and proceed approx. 1/2 mile to Lewis Ave.; Right onto Lewis Ave. and then left at first traffic light which will be entrance to MidState (opposite Westfield Shoppingtown Meriden)

FROM INTERSTATE 84W:

84E to Exit 27, (I-691-East); Travel I-691 East to Exit 5 (Chamberlain Hwy.); At end of exit ramp, left onto Chamberlain Hwy. to third traffic light; Right at traffic light and proceed approx. 1/2 mile to Lewis Ave.; Right onto Lewis Ave. and then left at first traffic light which will be entrance to MidState (opposite Westfield Shoppingtown Meriden)

